

# Lucky's Tracker App

App Updates | Phase 2



Design and powered by  
Red Rocket Studios, LLC.



# Lucky's Tracker App

## Phase 2

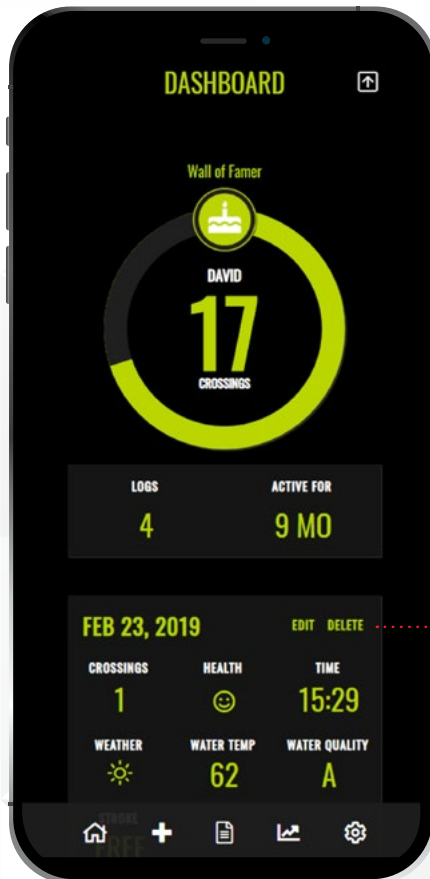


02.

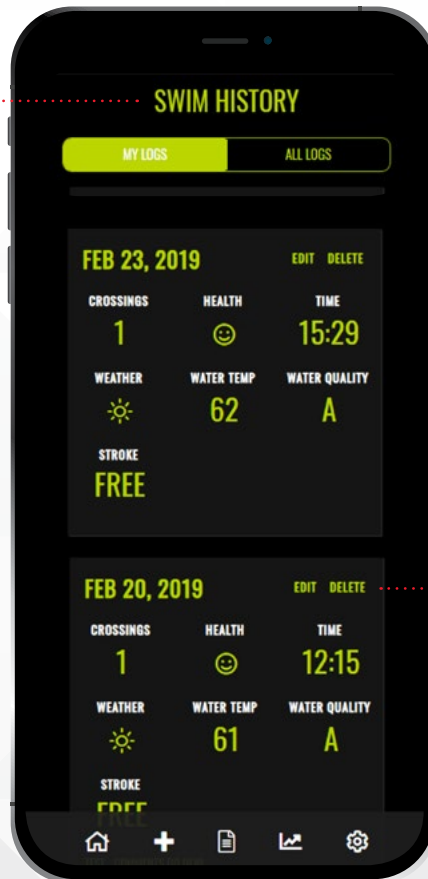
## Edit Swim Stats

From the dashboard, users now have an option to edit or delete already existing swim entries.

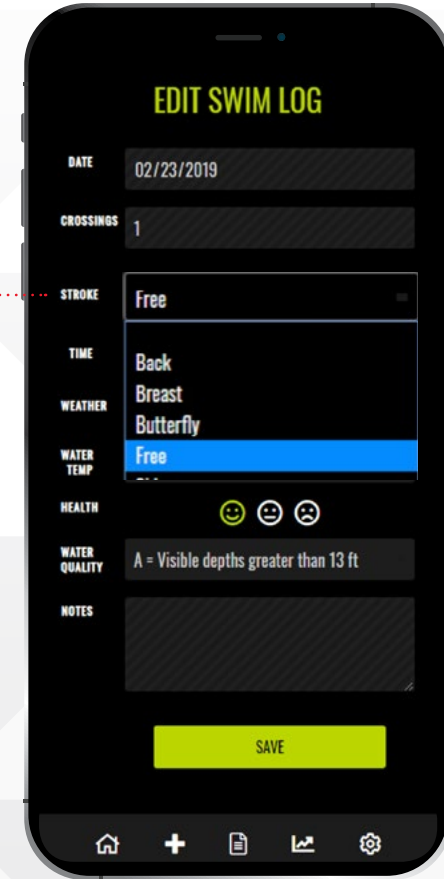
### Dashboard



### Edit Swim History



### Edit Swim Log



Dashboard > Edit/Delete > Swim History screen

Enter a stroke type in log entries



# Lucky's Tracker App

## Phase 2

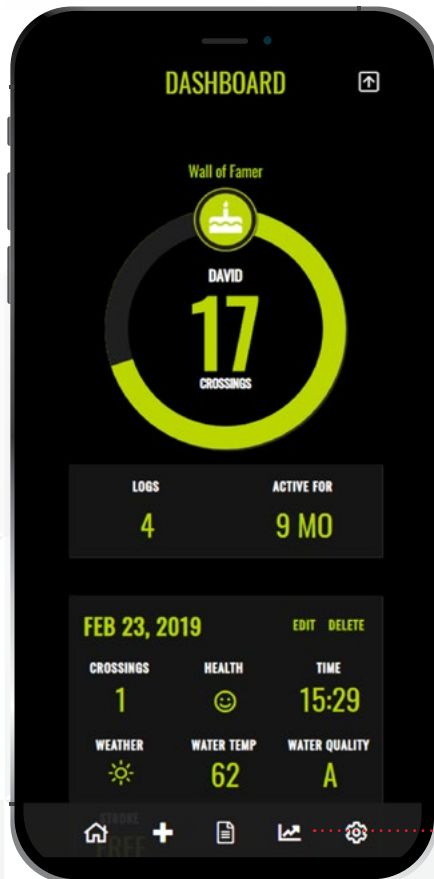


03.

## Updated Leaderboard

12 leaderboard screens have been added allowing users to view crossing stats of other swimmers.

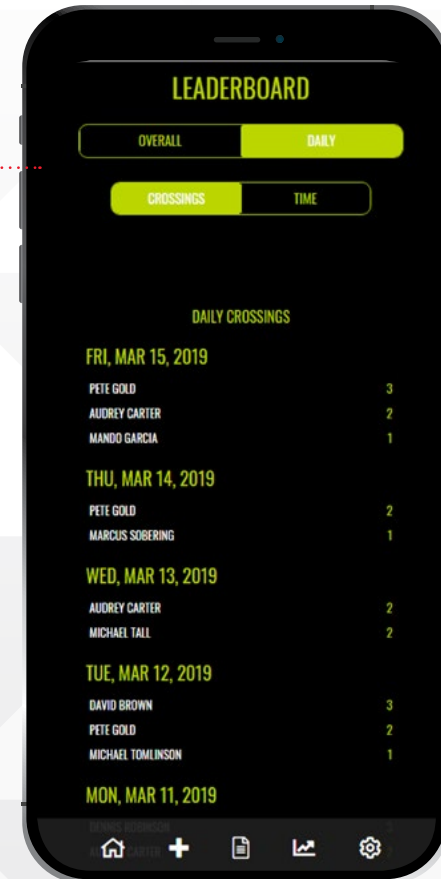
Dashboard



Overall Leaderboard



Daily Leaderboard



Dashboard > Chart Icon > Leaderboard

Filter by number of crossings or time



# Lucky's Tracker App Phase 2

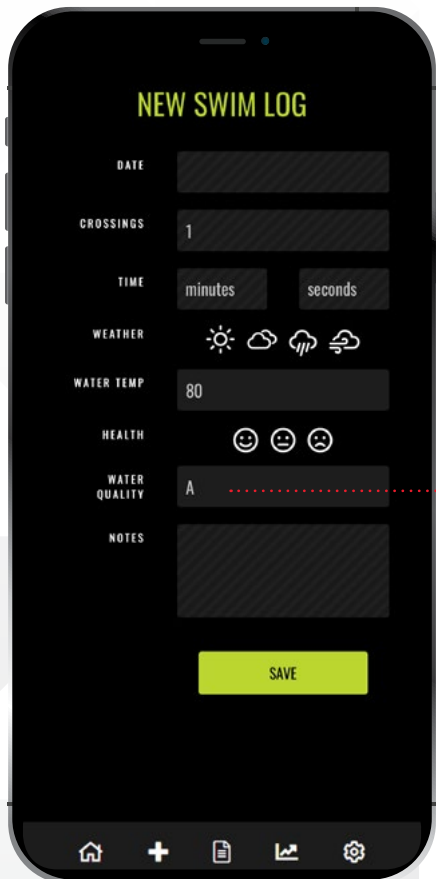


04.

## Secchi Device

In addition to many improvements, we are now defining the “swimmers rating of water clarity settings”. There will be a Secchi device placed in the water by the dock for swimmers to view when returning to the dock after a swim.

### Secchi Depth Selection



The disk is slowly lowered down into the lake, the depth at which the disk is no longer visible is measured as the secchi depth.

### Secchi Depths

<b>A</b>	Visible depths <b>greater than</b> 13 ft	Oligotrophic
<b>B</b>	Visible depths <b>ranging</b> from 8 ft to 13 ft	Mesotrophic
<b>C</b>	Visible depths <b>ranging</b> from 3 ft to 8 ft	Eutrophic
<b>D</b>	Visible depths <b>less than</b> 3 ft	Hypereutrophic

Users can select the secchi depth based on the legend